



2026 OUTLANDER SEL 1.5T 2WD 4-DOOR SUV ALLOY SILVER METALLIC / BLACK		INCLUDED
 <p>1.5L DIRECT-INJECTION TURBO ENGINE CONTINUOUSLY VARIABLE TRANSMISSION 50-STATE EMISSIONS STANDARD</p>		<p>Additional Equipment</p> <p>Full Tank of Gas INCLUDED</p> <p>Mitsubishi Motors Confidence™ INCLUDED ■ 10-Year/100,000-Mile Limited Powertrain Warranty ■ 5-Year/Unlimited-Mile Roadside Assistance ■ 2-Year/30,000-Mile Limited Maintenance (3 Oil Changes, 3 Tire Rotations and 1 Cabin Filter) ■ See Participating Retailer for Details</p> <p>Mitsubishi Connect Subscriptions INCLUDED ■ 5-year Safeguard Services trial, and ■ 1-year Remote Services trial ■ Enrollment required. Trial period starts at vehicle delivery. After trial, standard subscription costs apply.</p> <p>Door Ground MITSUBISHI Illumination \$370.00</p> <p>Grille Paint Protection Film \$135.00</p> <p>Tonneau Cover \$240.00</p> <p>Welcome Package \$225.00 ■ Touch Up Paint Pen (Body Color) ■ Console Tray Mat ■ Floor Mats, Carpet ■ Vehicle Manuals Binder</p>
<p>Mechanical Features</p> <ul style="list-style-type: none"> ■ 1.5L DOHC 4-cylinder Turbo with 48v BSG ■ 8-Speed Continuously Variable Transmission (CVT) <p>Exterior Features</p> <ul style="list-style-type: none"> ■ LED low and high beam headlights ■ LED fog lights ■ LED daytime running lights ■ Power folding side mirrors ■ Heated side mirrors ■ Handsfree Power liftgate with adjustable height ■ 20-inch two-tone alloy wheels <p>Interior Features</p> <ul style="list-style-type: none"> ■ Leather-wrapped steering wheel ■ Heated steering wheel ■ Heated front seats ■ Heated rear seats ■ Ventilated Front Seats ■ Leather appointed seating surfaces ■ 7 Passenger seating <p>Convenience Features</p> <ul style="list-style-type: none"> ■ 12.3" Smartphone-link Display Audio with Navigation ■ Dynamic Sound Yamaha Premium (8 speakers) ■ Wireless Apple CarPlay® ■ Wireless Google Android Auto® ■ 12.3" full digital driver display ■ Smartphone wireless charger ■ Multi-view camera system ■ Drive mode selector (Tarmac, Gravel, Snow, Normal, Eco) ■ Power panoramic sunroof ■ 3-zone automatic climate control ■ FAST-Key entry system w/ push button start ■ Rear door pull-up sunshades <p>Safety & Security</p> <ul style="list-style-type: none"> ■ Tire Pressure Monitoring System (TPMS) with tire fill notification ■ Forward Collision Mitigation (FCM) with pedestrian detection ■ Driver Attention Alert (DAA) ■ MI-PILOT Assist w/ Navli-link ■ Cruise Control (ACC) with Stop & Go Lane Departure Prevention (LDP) ■ Keep Assist (LKA) ■ Sign Recognition (TSR) ■ Blind Spot Warning (BSW) w/ Lane Change Assist (LCA) ■ Rear Cross Traffic Alert (RCTA) ■ Rear Automatic Emergency Braking (Rear AEB) ■ Lane Departure Warning (LDW) ■ LATCH (Lower Anchors and Tethers for Children) for 2nd row 		<p>Total Additional Equipment: MSRP*: \$39,045.00 \$970.00</p> <p>Subtotal: \$40,015.00</p> <p>Destination/Handling: \$1,795.00</p> <p>Total MSRP*: \$41,810.00 <small>*MSRP (Manufacturer's Suggested Retail Price)</small></p>

Visit us at www.mitsubishicars.com**Fuel Economy and Environment**

Gasoline Vehicle

Fuel Economy

28 MPG
combined city/hwy

Small SUVs range from 14 to 125 MPG.
The best vehicle rates 146 MPGe.

26 city
31 highway

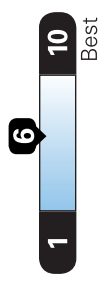
3.6 gallons per 100 miles

You spend \$250
more in fuel costs over 5 years compared to the average new vehicle.

Annual fuel cost

\$1,750

Fuel Economy & Greenhouse Gas Rating (tailpipe only) **Smog Rating** (tailpipe only)



This vehicle emits 314 grams CO₂ per mile. The best emits 0 grams per mile (tailpipe only). Producing and distributing fuel also create emissions; learn more at fuelconomy.gov.

Actual results will vary for many reasons, including driving conditions and how you drive and maintain your vehicle. The average new vehicle gets 29 MPG and costs \$8500 to fuel over 5 years. Cost estimates are based on 15000 miles per year at \$3.30 per gallon. MPGe is miles per gasoline gallon equivalent. Vehicle emissions are a significant cause of climate change and smog.

fuelconomy.gov

Calculate personalized estimates and compare vehicles

**10-year**

100,000-mile
LIMITED POWERTRAIN WARRANTY

10 YEAR / **100,000** MILE POWERTRAIN ANTI-CORROSION/PERFORATION WARRANTY
5 YEAR / **60,000** MILE BUMPER-TO-BUMPER ROADSIDE ASSISTANCE

*See participating Retailer for Limited Warranty and Roadside Assistance terms and conditions.

Parts Content Information

For vehicles in this carline:

U.S./Canadian Parts Content: **0%**
 Major Sources of Foreign Parts Content: **JAPAN 100%**

For this vehicle:

Final Assembly Point: **OKAZAKI, JAPAN**
 Country of Origin: **JAPAN**
 Engine: **JAPAN**
 Transmission: **JAPAN**

Note: Parts content does not include final assembly, distribution, or other non-parts costs.

GOVERNMENT 5-STAR SAFETY RATINGS**Overall Vehicle Score**

Based on the combined ratings of frontal, side and rollover. Should ONLY be compared to other vehicles of similar size and weight.

Frontal Crash

Based on the risk of injury in a frontal impact. Should ONLY be compared to other vehicles of similar size and weight.

Driver **To be Rated**
 Passenger **To be Rated**

Side Crash

Based on the risk of injury in a side impact.

Front seat **★★★★★**
 Rear seat **★★★★★**

Rollover

Based on the risk of rollover in a single-vehicle crash.

To be Rated

Star ratings range from 1 to 5 stars (★★★★★) with 5 being the highest.
 Source: National Highway Traffic Safety Administration (NHTSA).
www.safercar.gov or 1-888-327-4236

Cumulative Accessory Weight is 13.7 lbs

Method of Transport: TRUCK
 Plant/Port of Entry: JACKSONVILLE, FL
 VIN : JA4J3WAB5TZ039272
 FLRoute Code : TAR



Gasoline, license and title fees, applicable federal, state and local taxes and dealer and distributor installed options and accessories are not included in the manufacturer's suggested retail price. This label has been applied to this vehicle pursuant to federal law and cannot be moved or altered prior to delivery to the ultimate purchaser.

Cumulative Accessory Weight is **13.7 lbs**